

THE INTELLIGENT FOUNDATION FOR POST INSTALLATION


RETENTION SYSTEM

sockets for post installation

IPL group's patented **RETENTION SYSTEM** is a unique method for installing posts in ductile-iron **RS sockets** that builds-on or replaces traditional foundation methods for fast, easy installation and removal of posts.

The design and build of the **RS socket** range provides many immediate and long-term features and benefits with time, labour and cost savings...

European Standard Classification
EN124 B125




RSI40 socket

RSI40t socket

suitable for the installation of all Ø140mm posts including traffic signal posts, lights, signposts...

✓ typical applications



features & benefits...

RS sockets are designed to withstand vehicle impact and to protect the foundation, which means...

- Quick and easy re-installation of posts on knock-down sites
- No excavation required to remove and re-install posts
- Less street hazards, disruption or lane closures
- Less heavy equipment, machinery and ground works
- Cost savings because no fill required and no removal of spoil

The RETENTION SYSTEM is easy to install...

- Standard hole size and concrete foundation methods
- Post can be installed anytime once foundation is set

RS socket modular construction and ductile-iron high-strength castings provide...

- Greater site adaptability and variable post depth
- Ideal solutions for bridge decks, congested and shallow sites
- Cost effective alternative to specially fabricated posts
- Superior foundation strength, reliability and longevity

Safe & secure post installation and removal...

- Posts can be installed, removed and re-instated in RS sockets quickly and easily with key and spanner
- No spare parts or special tools required
- Dual-locking system means reliable security and only authorised post installation and removal by keyholders

RS socket specification protects the expenditure, planning and design in urban environments to ensure...

- Systematic management of knock-down sites
- Essential urban services are safeguarded
- No unnecessary excavation, disruption or downtime
- Clean, high-quality finish for all post installations
- Easy maintenance schedule and renewal of street furniture

Investment in the RETENTION SYSTEM pays for itself...

- Based on calculated costs of a single post replacement

RSI40 socket advantages...

RS sockets separate foundation and civil groundwork from post or traffic-signal installation, which means...

- Foundation and street can be finished prior to post, sign, or traffic signal being installed
- Simplifies electrical connection and commissioning
- Additional subcontract work is avoided
- Total installation costs and time are reduced

RS socket rotational 90° cable entry bend allows...

- Easy pull-through of electrical cables
 - 360° rotation of cable entry bend* independent of cable trench, road, or paving layout
- * (limited - 90° rotation both sides of centre - on some shallow RS socket sizes)

RS socket health & safety installation features facilitate...

- Electrical cabling and connections at ground level
- Passive safety post compatibility for vehicle and driver safety
- Safe post installation and lifting policies plus supportive workbench and weight-carrying options





RSI40t socket



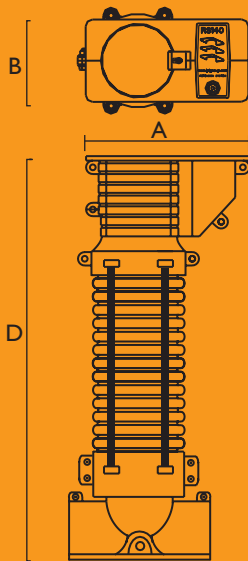
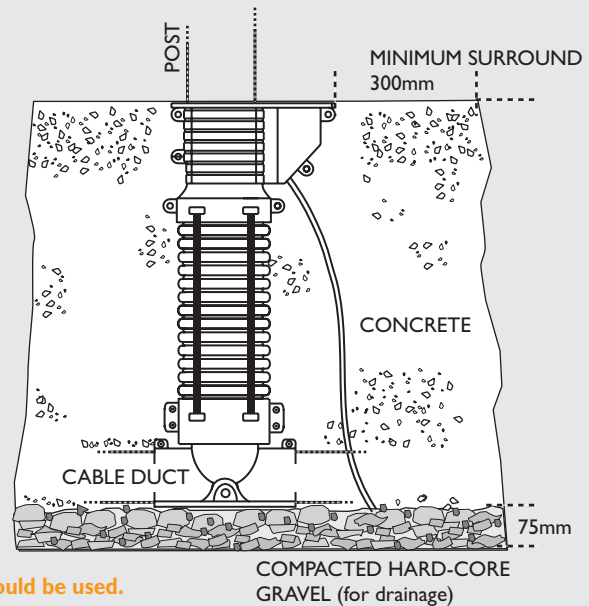
Recommended Installation INSTRUCTIONS

The RS socket should be set in concrete generally in accordance with Standards or good Codes of Practice for installation of posts.

- [1] Prepare hole as shown, at least 75mm deeper than the overall height of the RS socket.
- [2] Compact at least 75mm of hard-core or gravel in base of hole.
- [3] Position RS socket in centre of hole, ensuring there is good clearance on all sides.
- [4] Connect cable duct to RSI40t socket bend.
- [5] Install a temporary post (stump pole) in the RS socket, fasten the locking set-screw(s) and ensure post is vertical.
- [6] Close RS socket lid, pour concrete (ST4/C25 mix or stronger) and compact well.
- [7] Check the post is vertical and finish.

NOTE:

For greater foundation strength and impact resistance, or if ground is uncompacted, a wider/deeper base of concrete should be used.



RSI40t – Dimensions

Ref No:	Post Diameter (mm)	A (mm)	B (mm)	C (mm)	D (mm)	Weight (kilos)
RSI40tx600	Ø140	365	203	265	600	42
RSI40tx750	Ø140	365	203	265	750	42.2
RSI40tx1000	Ø140	365	203	265	1000	42.3

RSI40t – Construction

Body, Lid, Plug, Base:	Ductile Iron [SG] (BS 2789 / G-500/07) European Standard - EN124 B125 class
Set Screw:	M16, Stainless Steel, DIN 933, RVS, A2
Assembly Screws:	M12, Stainless Steel, DIN 933, RVS, A2
Extension Tube:	Polyethylene

RSI40t – Options

Stump Pole

Drawings not to scale, illustrations, technical data, dimensions and weights are subject to alteration without notice.

ipl group



RETENTION SYSTEM sockets for post installation

www.retention-system.com



All rights reserved. Neither whole nor part of this publication may be copied without the written permission of the publishers. Measurements and weights are approx. The designs are the property of Innovative Products Ltd (IPL group) and may not be reproduced without express permission. Innovative Products' policy is one of continual improvement. We reserve the right to amend specifications or to withdraw models without prior notice. © May 2007.



distributed by:

IPL group

Industrial Plant Ltd.
Innovative Products Ltd.

Slane Road, Drogheda,
Co. Louth, Ireland.

Tel: +353 41 983 2591

Fax: +353 41 983 2599

Email: info@ipl.ie

Website: www.ipgroup.com