


## THE INTELLIGENT FOUNDATION FOR POST INSTALLATION

# RETENTION SYSTEM

## sockets for post installation

IPL group's patented **RETENTION SYSTEM** is a unique method for installing posts in ductile-iron **RS sockets** that builds-on or replaces traditional foundation methods for fast, easy installation and removal of posts.

The design and build of the **RS socket** range provides many immediate and long-term features and benefits with time, labour and cost savings...




**RS50** socket

# RS50x60

 socket

suitable for the installation 2no. 50x30mm posts including railings, market stalls...

✓ typical applications



### features & benefits...

#### RS sockets are designed to withstand vehicle impact and to protect the foundation, which means...

- Quick and easy re-installation of posts on knock-down sites
- No excavation required to remove and re-install posts
- Less street hazards, disruption or lane closures
- Less heavy equipment, machinery and ground works
- Cost savings because no fill required and no removal of spoil

#### The RETENTION SYSTEM is easy to install...

- Standard hole size and concrete foundation methods
- Post can be installed anytime once foundation is set

#### RS socket modular construction and ductile-iron high-strength castings provide...

- Greater site adaptability and variable post depth
- Ideal solutions for bridge decks, congested and shallow sites
- Cost effective alternative to specially fabricated posts
- Superior foundation strength, reliability and longevity

#### Safe & secure post installation and removal...

- Posts can be installed, removed and re-instated in RS sockets quickly and easily with key and spanner
- No spare parts or special tools required
- Dual-locking system means reliable security and only authorised post installation and removal by keyholders

#### RS socket specification protects the expenditure, planning and design in urban environments to ensure...

- Systematic management of knock-down sites
- Essential urban services are safeguarded
- No unnecessary excavation, disruption or downtime
- Clean, high-quality finish for all post installations
- Easy maintenance schedule and renewal of street furniture

#### Investment in the RETENTION SYSTEM pays for itself...

- Based on calculated costs of a single post replacement



### RS50 socket advantages...

#### The RS socket with integrated locking cap enables temporary post installation for security, access control, or seasonal purposes...

- The RS socket may be installed, sealed and foundation finished ready for future post installation
- No hinged covers or dangerous projections ensures vehicle and pedestrian safety at all times

#### The RS socket when used with pedestrian guardrail...

- Lightweight design is easy to handle and install
- Assists levelling of railing on graded sites
- Eliminates the need to compact wearing course by hand under the railing panels

## versatility & foresight

Specifying the use of **RS sockets** anticipates the expected installation demands, maintenance needs and lifecycle of the post.

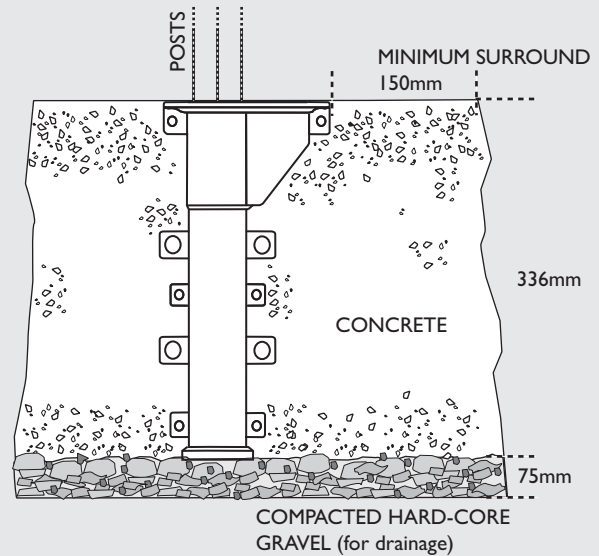


# RS50x60 socket

## Recommended Installation INSTRUCTIONS

The RS socket should be set in concrete generally in accordance with Standards or good Codes of Practice for installation of posts.

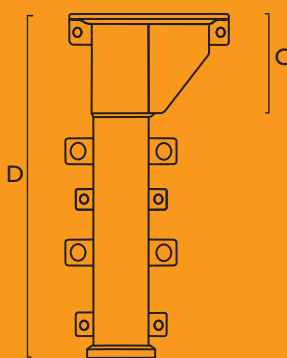
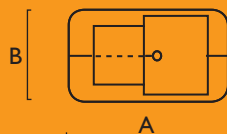
- [1] Prepare hole as shown, at least 75mm deeper than the overall height of the RS socket.
- [2] Compact at least 75mm of hard-core or gravel in base of hole.
- [3] Position RS socket in centre of hole, ensuring there is good clearance on all sides.
- [4] Install a temporary post (stump pole) in the RS socket, fasten the locking set-screw(s) and ensure post is vertical.
- [5] Close RS socket lid, pour concrete (ST4/C25 mix or stronger) and compact well.
- [6] Check the post is vertical and finish.



### NOTE:

For greater foundation strength and impact resistance, or if ground is uncompacted, a wider/deeper base of concrete should be used.

## RS50x60 – Dimensions



Ref No:	Post	A	B	C	D	Weight
	Diameter (mm)	(mm)	(mm)	(mm)	(mm)	(kilos)
RS50x60	2no. 50x30	175	90	NA	336	6.4

## RS50x60 – Construction

Body, Cap <sup>1</sup> :	Ductile Iron [SG] (BS 2789 / G-500/07)
Lid, Cap <sup>2</sup> :	Stainless Steel, A2
Set Screw:	M12, Stainless Steel, DIN 933, RVS, A2
Assembly Screws:	M8, Stainless Steel, DIN 933, RVS, A2

## RS50x60 – Options

Drawings not to scale, illustrations, technical data, dimensions and weights are subject to alteration without notice.

**ipl** group



RETENTION SYSTEM sockets for post installation

[www.retention-system.com](http://www.retention-system.com)



All rights reserved. Neither whole nor part of this publication may be copied without the written permission of the publishers. Measurements and weights are approx. The designs are the property of Innovative Products Ltd (IPL group) and may not be reproduced without express permission. Innovative Products' policy is one of continual improvement. We reserve the right to amend specifications or to withdraw models without prior notice. © May 2007.



distributed by:

**IPL group**

Industrial Plant Ltd.  
Innovative Products Ltd.

Slane Road, Drogheda,  
Co. Louth, Ireland.

Tel: +353 41 983 2591

Fax: +353 41 983 2599

Email: [info@ipl.ie](mailto:info@ipl.ie)

Website: [www.iplgroup.com](http://www.iplgroup.com)